



AOTEAROA CHAMPS

2023 Apollo Projects NZ Swimming C...



Swimming New Zealand



4x100m Medley Men Final

Points Swimmers Files Scoreboard









- Session 1 Sat | 10:10 AM
- Session 2 Sat | 05:40 PM
- Session 3 Sun | 10:10 AM
- Session 4 Sun | LIVE**
- Session 5 Mon | 10:10 AM
- Session 6 Mon | 05:40 PM
- Session 7 Tue | 10:10 AM
- Session 8 Tue | 05:40 PM

Session 4 Sunday 05:40 PM		
7	05:40 PM	100m Backstroke Men Final
8	05:47 PM	100m Backstroke Women ...
9	05:54 PM	50m Butterfly Men Final
107	06:00 PM	50m Butterfly Men Multi-C...
10	06:05 PM	50m Butterfly Women Final
108	06:10 PM	50m Butterfly Women Mult...
11	06:15 PM	200m Freestyle Men Final
109	06:24 PM	200m Freestyle Men Multi...
300	06:36 PM	4x50m Freestyle Legends ...
12	07:02 PM	100m Breaststroke Men Fi...
13	07:07 PM	100m Breaststroke Wome...
110	07:15 PM	200m Freestyle Women M...
14	07:21 PM	200m Freestyle Women Fi...
15	07:30 PM	4x100m Medley... LIVE
16	07:38 PM	4x100m Medley Women Fi...

14 **200m Freestyle Women Final** Official

Qualified Heats

Total						
Rank	Competitor	Age	Club	RT	FINA	Result
1	Fairweather...	19	Neptune Swi...	+0.70		1:55.44 NZR Entry: 1:55.63 (-0.19)
	50m: 27.23		100m: 56.37 (29.14)			
	150m: 1:26.30 (29.93)		200m: 1:55.44 (29.14)			
2	Thomas Eve	22	Coast Swim...	+0.73		1:59.07 Entry: 2:00.72 (-1.65)
	50m: 28.32		100m: 58.19 (29.87)			
	150m: 1:28.57 (30.38)		200m: 1:59.07 (30.50)			
3	Deans Caitlin	23	Neptune Swi...	+0.77		2:01.05 Entry: 2:03.40 (-2.35)
	50m: 28.57		100m: 59.12 (30.55)			
	150m: 1:29.94 (30.82)		200m: 2:01.05 (31.11)			
4	Osborne Su...	17	North Shore ...	+0.68		2:02.51 Entry: 2:02.73 (-0.22)
	50m: 28.41		100m: 59.21 (30.80)			
	150m: 1:30.53 (31.32)		200m: 2:02.51 (31.98)			
5	Edwards Ch...	21	Coast Swim...	+0.66		2:02.52 Entry: 2:03.52 (-1.00)
	50m: 28.35		100m: 59.46 (31.11)			
	150m: 1:31.14 (31.68)		200m: 2:02.52 (31.38)			
6	Littlejohn L...	18	St Paul's Swi...	+0.65		2:03.30 Entry: 2:03.38 (-0.08)
	50m: 28.93		100m: 59.72 (30.79)			
	150m: 1:31.51 (31.79)		200m: 2:03.30 (31.79)			
7	Heath Ruby	23	Neptune Swi...	+0.71		2:04.73 Entry: 2:06.31 (-1.58)
	50m: 29.21		100m: 1:00.71 (31.50)			
	150m: 1:32.86 (32.15)		200m: 2:04.73 (31.87)			
8	Atkinson A...	20	Coast Swim...	+0.74		2:05.29 Entry: 2:05.73 (-0.44)
	50m: 28.40		100m: 59.85 (31.45)			
	150m: 1:32.82 (32.97)		200m: 2:05.29 (32.47)			
9	Shivnan Mol...	20	Mt Maungan...	+0.76		2:05.54 Entry: 2:07.04 (-1.50)
	50m: 29.21		100m: 1:00.98 (31.77)			
	150m: 1:33.71 (32.73)		200m: 2:05.54 (31.83)			
10	Wansbroug...	16	Aquabladz ...	+0.78		2:06.48 Entry: 2:06.31 (+0.17)
	50m: 29.21		100m: 1:00.86 (31.65)			
	150m: 1:34.01 (33.15)		200m: 2:06.48 (32.47)			
11	Peters Chloe	15	Hamilton Aq...	+0.71		2:07.16 Entry: 2:08.56 (-1.40)

	50m: 29.22 150m: 1:34.71 (32.99)	100m: 1:01.72 (32.50) 200m: 2:07.16 (32.45)	
12	 Bennett Bro...	16  Vikings Swi... +0.85	2:07.34 Entry: 2:06.84 (+ 0.50)
	50m: 29.68 150m: 1:35.00 (33.12)	100m: 1:01.88 (32.20) 200m: 2:07.34 (32.34)	
13	 Sweetman ...	17 Howick Paku... +0.76	2:07.51 Entry: 2:08.43 (- 0.92)
	50m: 29.52 150m: 1:35.09 (33.33)	100m: 1:01.76 (32.24) 200m: 2:07.51 (32.42)	
14	 Emmett Oliv...	15  Hamilton Aq... +0.77	2:07.52 Entry: 2:08.83 (- 1.31)
	50m: 29.23 150m: 1:35.16 (33.69)	100m: 1:01.47 (32.24) 200m: 2:07.52 (32.36)	
15	 Allott Keira	18 Mt Maungan... +0.78	2:07.58 Entry: 2:08.03 (- 0.45)
	50m: 30.06 150m: 1:34.90 (32.82)	100m: 1:02.08 (32.02) 200m: 2:07.58 (32.68)	
16	 Finer Emilia	18  Neptune Swi... +0.71	2:07.66 Entry: 2:08.16 (- 0.50)
	50m: 29.73 150m: 1:35.38 (33.10)	100m: 1:02.28 (32.55) 200m: 2:07.66 (32.28)	